

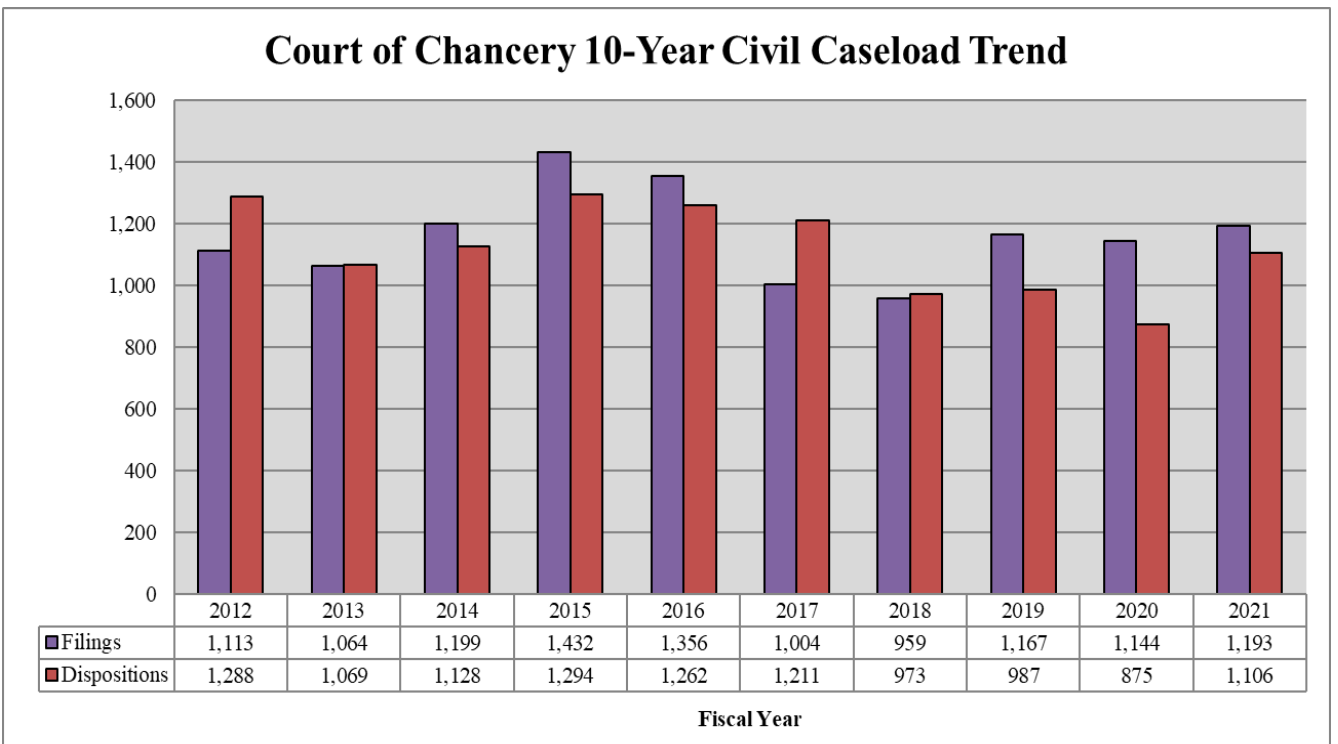
COURT OF CHANCERY
State of Delaware

2021 Annual Report Statistical Information

COURT OF CHANCERY

Caseload Comparison - Fiscal Years 2020-2021 - Civil Filings				
	2020	2021	Change	% Change
State	1,144	1,193	49	4.3%

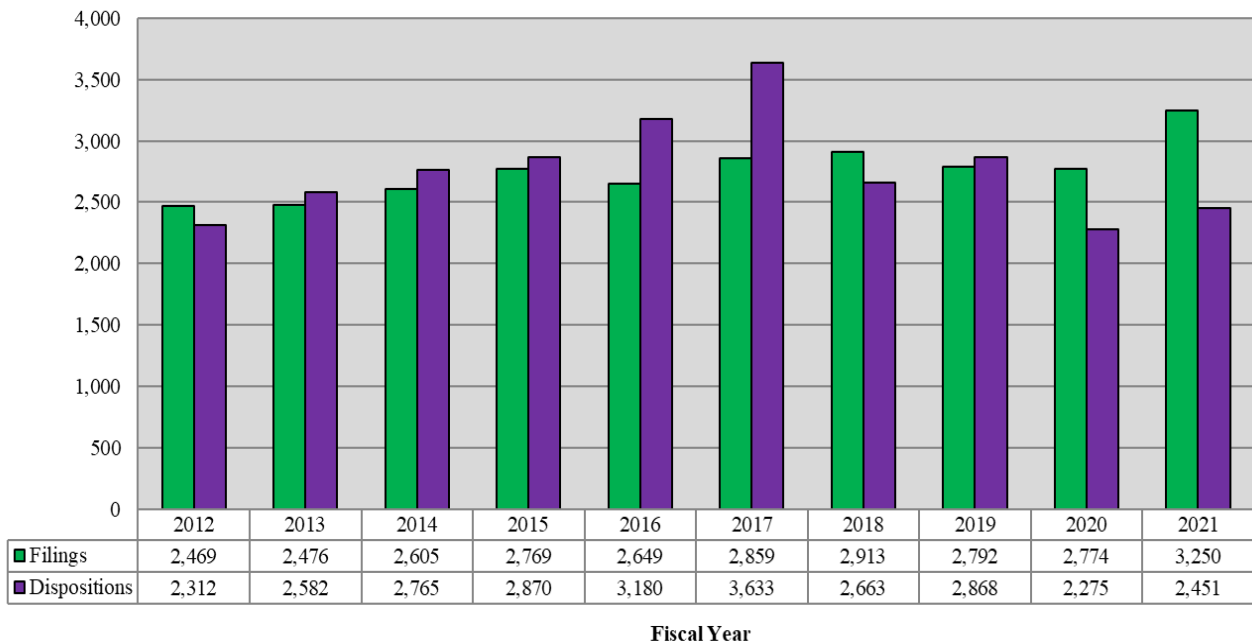
Caseload Comparison - Fiscal Years 2020-2021 - Civil Dispositions				
	2020	2021	Change	% Change
State	875	1,106	231	26.4%



Caseload Comparison - Fiscal Years 2020-2021 - Estates Filings				
	2020	2021	Change	% Change
State	2,774	3,250	476	17.2%

Caseload Comparison - Fiscal Years 2020-2021 - Estates Dispositions				
	2020	2021	Change	% Change
State	2,275	2,451	176	7.7%

Court of Chancery 10-Year Estates Caseload Trend



Caseload Comparison - Fiscal Years 2020-2021 - Miscellaneous Matters Filings

	2020	2021	Change	% Change
State	251	329	78	31.1%

Caseload Comparison - Fiscal Years 2020-2021 - Miscellaneous Matters Dispositions

	2020	2021	Change	% Change
State	389	408	19	4.9%

Caseload Breakdown - Fiscal Year 2021 - Miscellaneous Matters Filings

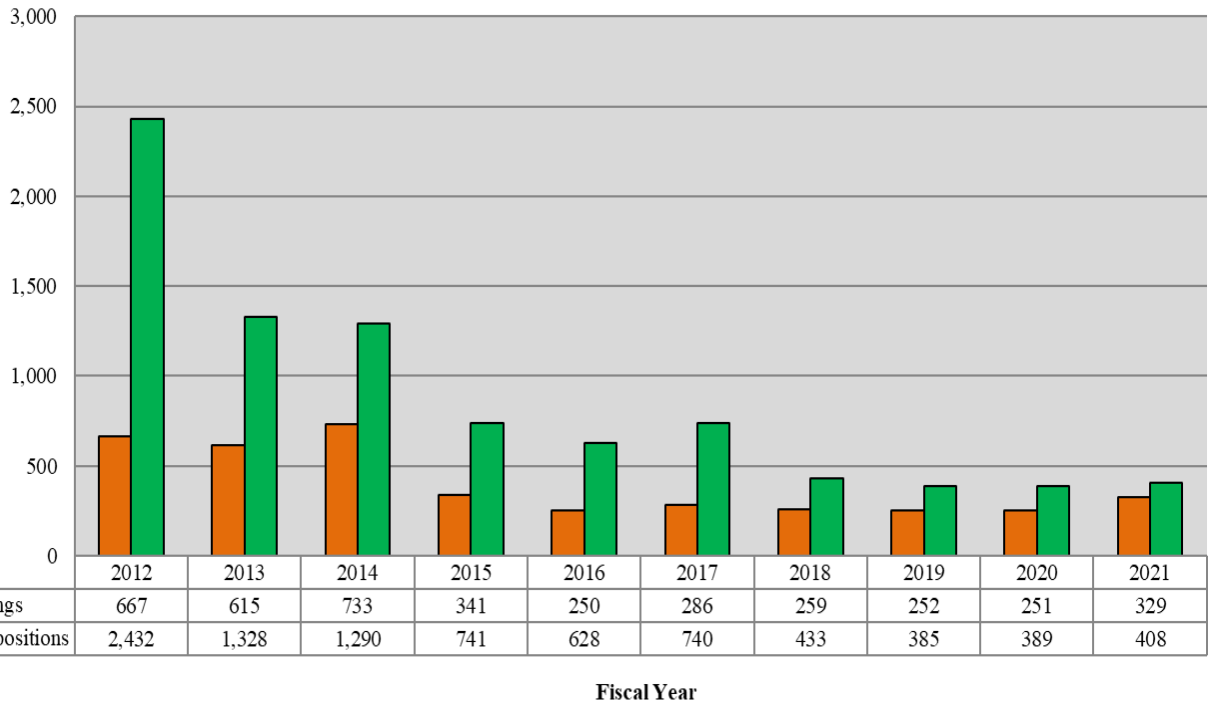
	Guardians for Minors		Guardians for Infirm		Trusts		Other Matters		Total	
State	34	10.3%	289	87.8%	0	0.0%	6	1.8%	329	100%

Caseload Breakdown - Fiscal Year 2021 - Miscellaneous Matters Dispositions

	Guardians for Minors		Guardians for Infirm		Trusts		Other Matters		Total	
State	131	32.1%	256	62.7%	16	3.9%	5	1.2%	408	100%

Source: Register in Chancery; Administrative Office of the Courts.

Court of Chancery 10-Year Miscellaneous Caseload Trend



Caseload Comparison - Fiscal Years 2020-2021 - Total Case Filings*

	2020	2021	Change	% Change
State	4,169	4,772	603	14.5%

Caseload Comparison - Fiscal Years 2020-2021 - Total Case Dispositions*

	2020	2021	Change	% Change
State	3,539	3,965	426	12.0%

*Total includes Civil, Miscellaneous, and Estates

Source: Registers in Chancery; Registers of Wills; Administrative Office of the Courts.

Court of Chancery 10-Year Total Caseload Trend (Civil, Miscellaneous & Estates)

